


SURFACE MOUNT SWITCH SET



28/29 & 29P SERIES

- ◆ This Versatile Series Sets The Industry Standard For Commercial and Light Industrial Applications
- ◆ Surface Mount Magnetic Contacts ◆ Screw Down Flanges
- ◆ 24" #22AWG 2 Conductor Jacketed Lead on 29PA Series
- ◆ Concealed Screw Terminals on 28 Series
- ◆ Side Screw Terminals on 29 Series ◆ Longer Leads on 29PA Upon Request
- ◆ Hermetically Sealed ◆ Plated Contacts Resist Sticking or Freezing
- ◆ Covers, Spacers and Mounting Hardware Included
- ◆ Built-in E.O.L. Resistors and Diodes Upon Request
- ◆ Supervisory Loops and Dummy Terminals Upon Request
- ◆ Switches and Magnets Available Separately
- ◆ Colors: White, Brown, Gray ◆ Private Labeling Upon Request
- ◆ Lifetime Warranty



28A



29A



29PA

PART NUMBERS:

	Closed Loop	Open Loop	SPDT	DPDT
Standard Gap	28A	28B	28C	
Up To 1", 5/8" On Steel	29A	29B	29C	
Wide Gap	29PA	29PB	29PC	29PD
Up To 1 1/2", 3/4" On Steel	28AWG	28BWG	28CWG	
Extra Wide Gap	29AWG	29BWG	29CWG	
Up To 2", 1" On Steel	29PAWG	29PBWG	29PCWG	29PDWG
	28AXWG	28BXWG	28CXWG	
	29AXWG	29BXWG	29CXWG	
	29PAXWG	29PBXWG	29PCXWG	

WARRANTY:

Lifetime warranty against workmanship, material and factory defects.


GEORGERISK INDUSTRIES, INC.
GRI PLAZA
KIMBALL, NE 69145



MADE IN U.S.A.

TOLL-FREE 1-800-445-5218
TOLL-FREE 1-800-523-1227
(308) 235-4645

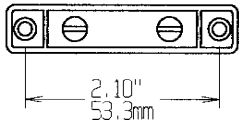
FAX (308) 235-3561
E-MAIL: grisales@megavision.com
WEB SITE: www.grisk.com



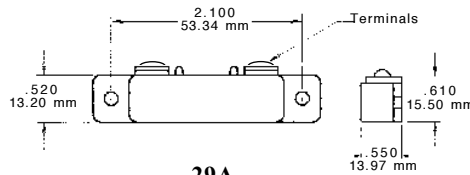
SURFACE MOUNT SWITCH SET

INSTALLATION APPLICATIONS:

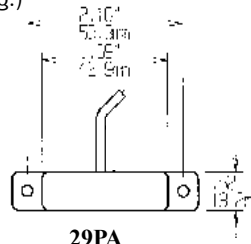
This series offers a standard gap of 1 inch, a wide gap of up to 1 1/2" and an extra wide gap of 2 inches and can be installed on a steel surface with a minimum gap penalty. The "P" style is a pre-wired switch with 2 feet of conductor cable. A broad range of mounting brackets are also available. (See spec sheet in accessory section of the G.R.I. full line catalog.)



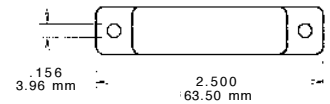
28A



29A



29PA



Magnet

GRI products meet or exceed these minimum general specifications:

PART NUMBER	LOOP TYPE	ELECTRICAL CONFIG.	REED FORM	MAXIMUM INITIAL CONTACT RESISTANCE (Ω)	MAXIMUM CONTACT RATING (W)	MAXIMUM SWITCHING VOLTAGE (VDC/VAC)	MAXIMUM SWITCHING CURRENT (A)
28A	Closed	N/O	A	.150	10	160/110	.400
28AWG	Closed	N/O	A	.150	10	160/110	.400
28AXWG	Closed	N/O	A	.150	10	160/110	.400
29A	Closed	N/O	A	.150	10	160/110	.400
29AWG	Closed	N/O	A	.150	10	160/110	.400
29AXWG	Closed	N/O	A	.150	10	160/110	.400
29PA	Closed	N/O	A	.150	10	160/110	.400
29PAWG	Closed	N/O	A	.150	10	160/110	.400
29PAXWG	Closed	N/O	A	.150	10	160/110	.400
28B	Open	N/C	B	.140	5	175VDC	.250
28BWG	Open	N/C	B	.140	5	175VDC	.250
28BXWG	Open	N/C	B	.140	5	175VDC	.250
29B	Open	N/C	B	.140	5	175VDC	.250
29BWG	Open	N/C	B	.140	5	175VDC	.250
29BXWG	Open	N/C	B	.140	5	175VDC	.250
29PB	Open	N/C	B	.140	5	175VDC	.250
29PBWG	Open	N/C	B	.140	5	175VDC	.250
29PBXWG	Open	N/C	B	.140	5	175VDC	.250
28C	Open/Closed	SPDT	C	.140	5	175VDC	.250
28CWG	Open/Closed	SPDT	C	.140	5	175VDC	.250
28CXWG	Open/Closed	SPDT	C	.140	5	175VDC	.250
29C	Open/Closed	SPDT	C	.140	5	175VDC	.250
29CWG	Open/Closed	SPDT	C	.140	5	175VDC	.250
29CXWG	Open/Closed	SPDT	C	.140	5	175VDC	.250
29PC	Open/Closed	SPDT	C	.140	5	175VDC	.250
29PCWG	Open/Closed	SPDT	C	.140	5	175VDC	.250
29PCXWG	Open/Closed	SPDT	C	.140	5	175VDC	.250
29PD		DPDT	CX2	.140	5	175VDC	.250
29PDWG		DPDT	CX2	.140	5	175VDC	.250

CONTACT YOUR G.R.I. DISTRIBUTOR OR CALL:

GEORGE RISK INDUSTRIES, INC.
GRI PLAZA
KIMBALL, NE 69145



MADE IN U.S.A.

TOLL-FREE 1-800-445-5218
TOLL-FREE 1-800-523-1227
(308) 235-4645
FAX (308) 235-3561

E-MAIL: grisales@megavision.com
WEB SITE: www.grisk.com