

# Electromagnetic Locks

8310

8 Series MultiMag®

8320




*In or Out...we make it Easy!®*



**8310**

Single Outswinging  
Interior or Perimeter Doors  
1-5/8"D x 2-7/8"W x 10-1/2"L  
(41mm x 73mm x 268mm)

Dimensions include 1/4" (6mm) mounting bracket



Larger LED Size for  
Better Visibility  
(SCS versions only)



**8320**

Double Outswinging  
Interior or Perimeter Doors without mullion  
1-5/8"D x 2-7/8"W x 21-1/8"L  
(41mm x 73mm x 536mm)  
Dimensions include 1/4" (6mm) mounting bracket



## Features & Benefits

- Larger LED size for better visibility (SCS versions only)
- Brushed Anodized Aluminum or Brushed Adonized Dark Bronze finish
- Adjustable keyhole mounting
- Built-in time delay (instant release with adjustable relock, programmable from 0-110 seconds)
- Field selectable voltage – 12/24VDC
- Convenient plug-in wiring terminals
- Easy-access wiring cavity
- Stabilizing 4-bolt "Drop Stop" mounting (8-bolt for 8320)
- MOV surge protection
- No residual magnetism
- Low energy consumption
- Hardened steel armature nut
- Self-drilling tek™ fasteners

## Optional Mounting Accessories

- Angle Brackets
- Armature Plates
- Armature Plate Holders
- Filler Bars
- Glass Door Brackets
- Spacers
- Top Jamb "Z" Bracket Kits for Inswinging Doors
- Armature Bolts
- "L" Brackets
- DSS Retrofit Kit (order 2DSS for 8320)
- Split Armature Plate (8310 Only – reduces holding force by half)
- Conduit Mounting Bracket (8310)

Note: Accessories may impact holding force.

## MultiMag®

These hard-working multi-purpose electromagnetic locks enhance building security and install quickly. Several standard features make these magnets the "workhorse" of the industry.

The adjustable mounting bracket has been enhanced with keyhole mounting to support the magnet's weight during initial installation, freeing the installer's hands to affix the magnet mounting screws. The removable cavity cover offers quick, easy access to wiring.

Both models feature a built-in, adjustable time delay with instant unlock and delayed relock (up to 110 seconds), which can be controlled by any standard switching device.

## Options

- DSS** ..... Door Status Sensor (Retrofit kits available)
- 2DSS** ..... 2 Door Status Sensors for 8320 (Retrofit kits available)
- SCS** ..... Security Condition Sensor with LED
- 2SCS** ..... 2 Security Condition Sensors with LED for 8320
- DSS/SCS** ..... Door Status Sensor / Security Condition Sensor Combination
- 2DSS/SCS** ..... 2 Door Status Sensors / Security Condition Sensors Combination with LED for 8320
- MCW8310 or MCW8320** ..... Magnet Cover Wraps
- Special Finishes** ..... Available only on Magnet Cover Wraps

## Highlights

- Installer's "helping hand" mounting bracket
- Up to 1500 lbs. holding force on each electromagnet
- Dual voltage
- Low-voltage detection (on SCS version)
- cULus Listed
- CSFM Listed
- Lifetime Warranty

## Applications

INTERIOR OR PERIMETER

- Single outswinging doors
- Single inswinging doors (use with Z bracket)
- Pairs of outswinging doors without mullion
- Pairs of inswinging doors without mullion (use with Z brackets)
- Government Facilities
- Office Complexes
- Warehouses
- Retail
- Commercial
- Industrial
- Health Care



RUTHERFORD CONTROLS  
A DORMA Group Company

*In or Out...we make it Easy!®*

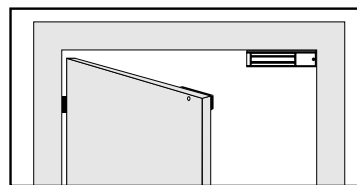
NOTE: Specifications are subject to change without notice.

Specifications	8310	8320
<b>Housing Dimensions</b>	1-5/8" D x 2-7/8" W x 10-1/2" L (41mm x 73mm x 268mm) (including 1/4" (6mm) mounting bracket)	1-5/8" D x 2-7/8" W x 21-1/8" L (41mm x 73mm x 536mm) (including 1/4" (6mm) mounting bracket)
<b>Armature Plate Dimensions</b>	Standard 5/8" D x 2-3/8" W x 7-7/16" L* (16mm x 61mm x 190mm) Optional 3/8" D x 2-3/8" W x 7-7/16" L* (10mm x 61mm x 190mm)	Standard 5/8" D x 2-3/8" W x 7-7/16" L* (16mm x 61mm x 190mm) Optional 3/8" D x 2-3/8" W x 7-7/16" L* (10mm x 61mm x 190mm)
<b>Voltage</b>	Field selectable 12/24 VDC Tolerance ±10%	Field selectable 12/24 VDC Tolerance ±10%
<b>Power/Current Requirements</b>	Max 0.28A at 12 VDC Max 0.28A at 24 VDC	Max 0.28A at 12 VDC (each lock) Max 0.28A at 24 VDC (each lock)
<b>Holding Force</b>	One-point locking (up to 1500 pounds)	Two-point locking (up to 1500 pounds each point)
<b>Output Relays</b>	SCS (with LED) – SPDT 1.25A @ 24VDC DSS – SPDT 0.20A @ 12VDC and 0.12A @ 24VDC	SCS (with LED) – SPDT 1.25A @ 24VDC DSS – SPDT 0.20A @ 12VDC and 0.12A @ 24VDC
<b>Wiring Requirements</b>	2 wires – power input Up to 4 wires output	2 or 4 wires – power input Up to 4 or 8 wires output
<b>Adjustable Time Delay</b>	0 to 110 seconds	0 to 110 seconds
<b>Operating Temperature</b>	14° to 140° F (-10° to 60° C)	14° to 140° F (-10° to 60° C)
<b>Certification</b>	cULus Listed, CSFM	cULus Listed, CSFM

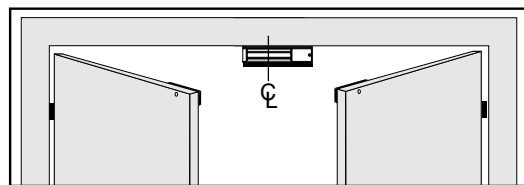
\*DSS armature plate dimensions are 5/8" D x 2-3/8" W x 10" L (16mm x 61mm x 252mm) and 3/8" D x 2-3/8" W x 10" L (9.5mm x 61mm x 252mm).

NOTE: RCI recommends frame reinforcement and our filtered, regulated DC voltage 10 Series power supplies.

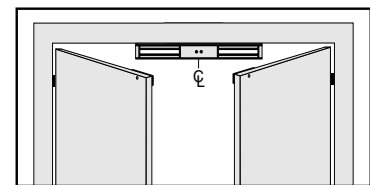
Function Description	
<b>Security Condition Sensor (SCS)</b>	Electronic field presence sensor for remote and local LED indication of lock status (locked or unlocked), reduced holding force caused by materials between magnet and plate, and unlocked device due to current loss.
<b>Door Status Sensor (DSS)</b>	Ceramic magnet-reed type sensor for remote indication of door status (opened or closed, independent of local power); magnet embedded in armature for tamper resistance; reed switch inside electronic housing cavity for easy access.
<b>LED Indicator</b>	Included on SCS options, the LED gives a local indication of lock status: red – unsecured; green – secured.
<b>Low-Voltage Detection</b>	Low voltage dramatically reduces electromagnetic lock holding force. This detection feature signals the SCS relay/LED to activate (alarm) when voltage drops below 10.3 VDC (12V input) or 20.5 VDC (24V input).



8310 Typical Installation



8310 Split Armature Installation



8320 Typical Installation

RCI also offers a complete line of Electromagnetic Locks, Electric Strikes, Power Supplies, Switches, Keypads & Readers, Exit Devices, Systems & Door Hardware.