

Strikelt1

Panic Device Power Controller



Altronix Strikelt1 operates up to two (2) 24VDC panic hardware devices simultaneously. It is designed to handle the high current surge panic hardware locking devices demand. Each lock output has an adjustable relock delay timer. It controls a pair of doors simultaneously or independently control two individual doors. It has a follower relay for each output to trigger external relays, ADA push plate switches, etc. Delayed follower relays control automatic door operators for doors that are always locked or for doors that are unlocked during the business day. In addition, two un-switched auxiliary voltage outputs are provided for powering card readers, keypads, REX PIRs, electronic timers, relays, etc. A configurable FACP interface will either provide power or remove power to the lock outputs when activated. LED status indicators are provided to monitor AC power, FACP status and for lock output wiring supervision. Intelligent logic provides protection against accidental shorting of lock outputs.



Strikelt1

Specifications

Input

Voltage	115VAC, 60Hz, 6.3A. Two (2) NO trigger inputs
Fusing	Input fuse rating: 6.3A

Outputs

Power options:

- Two (2) 20VDC to 26.4VDC individually controlled lock outputs for applications with battery back-up. 24VDC for applications without battery back-up (US applications only)
Current rating 15A for 300ms, 0.75A continuous supply current
- 5V holding voltage with 20VDC to 26.4VDC initial 100ms pulse
Maximum total 5V holding current of both outputs is 0.74A

One (1) 20VDC to 26.4VDC for applications with battery back-up, 24VDC for applications in US not requiring battery back-up
Auxiliary output rated @ 0.75A continuous supply current (Not affected by FACP trigger)

One (1) 12VDC filtered regulated auxiliary output rated @ 0.75A in alarm, 0.5A stand-by current (Not affected by FACP trigger)
Two (2) follower form "A" SPST relay outputs rated @ 0.6A/28VDC
Relays energize while input is closed

Two (2) delayed follower Normally Open relay outputs rated @ 0.6A/28VDC. Delay time is selectable 0.5 seconds or 1 second
Energized duration is 1 second

Trouble relay output indicating low DC output voltage

Battery Charging

Capacity	7AH/12VDC (2 within enclosure) Larger batteries require separate enclosure
Type	Sealed lead acid or gel type
Failover	Upon AC loss, instantaneous
Batteries are sold separately	
When 7AH batteries are used, battery capacity for emergency stand-by is 30 minutes	

Fire Alarm Disconnect

Normally Closed FACP trigger input

Programmable Fire Alarm Disconnect options:

- Removes power to outputs and disables delayed follower relays
- Connects power to lock outputs and enables delayed follower relays

Indicators (LED)

AC Power (Green)	Input voltage is present
Trigger Input (Red)	Panic device status/trouble
FAI (Red)	FACP disconnect
Battery (Red)	Low battery

Agency Listings

UL	UL294 (Access Control System Units)
cUL	ULC-S319 - Access Control Unit Power Supply. Class 1
CSFM	California State Fire Marshal Approved

Physical and Environmental

Dimensions (H x W x D)

Enclosure: 13.5" x 13" x 3.25" (342.9mm x 330.2mm x 82.6mm)
Shipping: 15" x 13.875" x 4.75" (381mm x 352.4mm x 120.6mm)
Enclosure accommodates up to two (2) 12VDC/7AH batteries

Weight (approx.)

Product Weight:	6.25 lb. (2.83 kg)
Shipping Weight:	7.15 lb. (3.24 kg)

Temperature

Operating:	0°C to 49°C (32°F to 120°F)
Storage:	- 20°C to 70°C (- 4°F to 158°F)

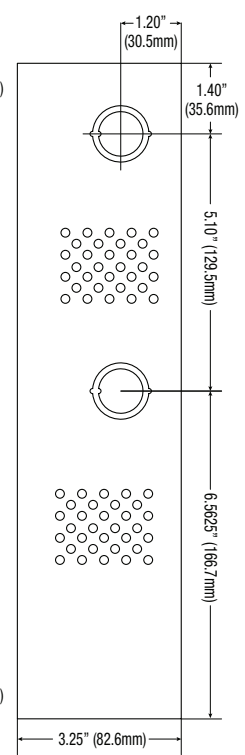
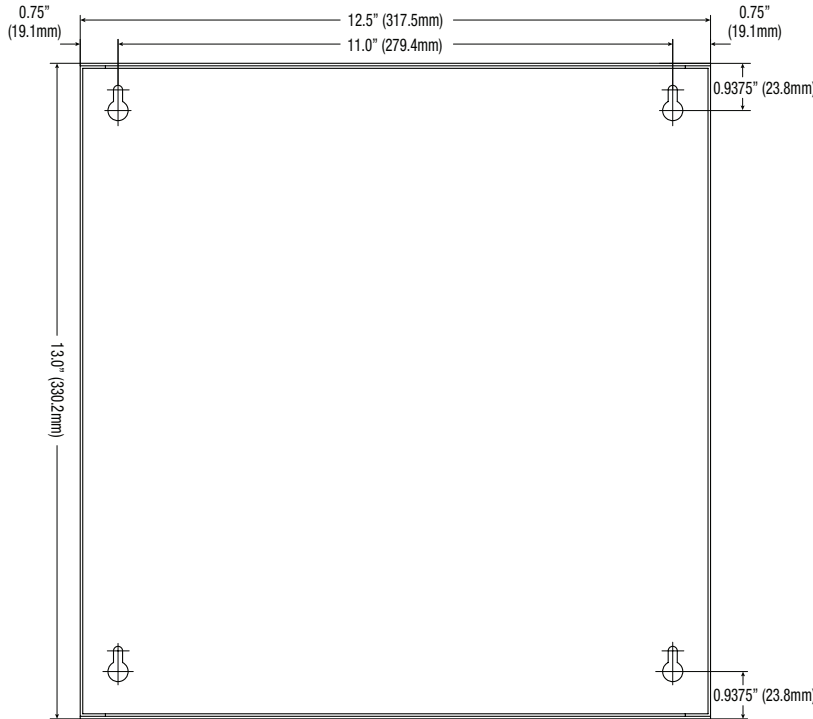
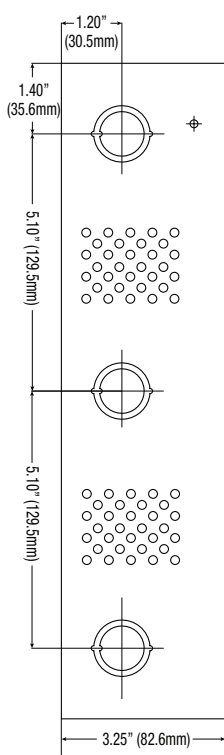
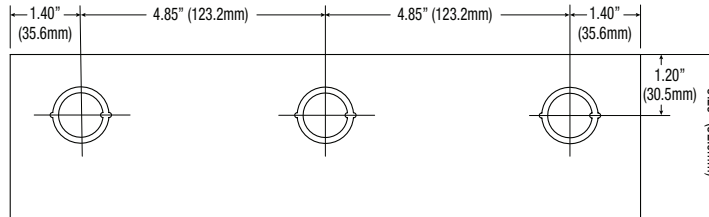
Relative Humidity 85% +/- 5%

BTU/Hr. (approx.): 36 BTU/Hr.

Lifetime Warranty

Dimensions and Drawing

Dimensions (H x W x D approximate)
13.5" x 13" x 3.25" (342.9mm x 330.2mm x 82.55mm)



Lifetime Warranty