

IQ TILT S-LINE QUICK INSTALL GUIDE



OVERVIEW

The IQ Tilt is designed to tell you whether an overhead garage door is open or closed. The tilt sensor houses a cylinder with a metal bearing inside. When the sensor is tilted, the bearing rolls down the cylinder towards from the metal contacts. This connects a circuit and sends a signal to the panel saying that the garage has been opened. *NOTE: Improper orientation and/or placement of the bearing cylinder may result in false alarms or incorrect signals.*

SPECIFICATIONS

Sensor: 2.5" H x 1" W x .5" D

Wireless signal range: 600ft (200M), open air.
Code outputs: tamper, tamper restore, alarm, alarm restore, low battery.

Transmitter frequency: 319.5 MHz

Unique code ID

Supervisory keep-alive interval: 70 minutes.

RF Peak field strength: typical 36000 uV/m at 3m

Operating Temperature: -10C-50C

Relative Humidity: 5-95% Non-Condensing

Storage Temperature: -40-80C

Replace battery with exact replacement every 5 years with 3V Lithium (x2).

- (2) -Panasonic CR2032
- Energizer CR2032
- Duracell DL2032

STEP 1
REMOVE
BATTERY
TABS

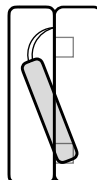


STEP 2
APPLY
ADHESIVE



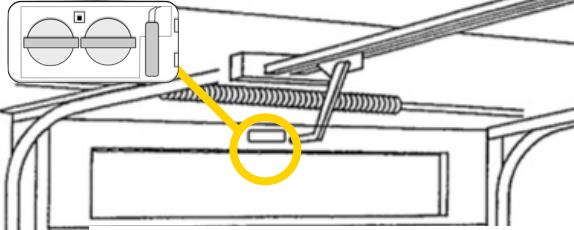
STEP 3
TUBE
ORIENTATION

The cylinder should be angled inside the sensor housing as shown



This is a quick guide for experienced installers only. Refer to <http://dealers.qolsys.com> (login required)

STEP 3 CHOOSE INSTALL LOCATION



Choose a mounting position on the top panel of the door.

STEP 4 SENSOR PLACEMENT



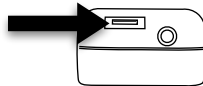
Mount the sensor horizontally with the arrow facing UP, as shown.

Note: The "arrow" on the side of the sensor should be facing up.

STEP 5 LEARN INTO PANEL



Place your panel in "autolearn" mode



Open and close the case to "tamper" the device

ADD

Customize name and settings as desired and touch "ADD"



ASK
JENNI
Qolsys

CONNECTS USING S-LINE SECURE 319.5 MHz

Document#: IQTILT-SQG-11-17
Revision#: 11/7/17
Issue Date: NOV 2017
Qolsys Product #: QS1131-840

Qolsys Inc. proprietary.
Reproduction without permission is not permitted.
FCC ID: 2ABBZ-RF-CHW-S
IC: 11817A-RFCHWS

GOT QUESTIONS?
CONTACT TECH SUPPORT
TechSupport@Qolsys.com

This device complies with part 15 of the FCC Rules. Operation is subject to the following two conditions: (1) This device may not cause harmful interference, and (2) this device must accept any interference received, including interference that may cause undesired operation. Changes or modifications not expressly approved by the party responsible for compliance could void the user's authority to operate the equipment.

This device complies with Industry Canada licence-exempt RSS standard(s). Operation is subject to the following two conditions: (1) this device may not cause interference, and (2) this device must accept any interference, including interference that may cause undesired operation of the device.

Cet appareil est conforme avec Industrie Canada exempts de licence standard RSS (s). Son fonctionnement est soumis aux deux conditions suivantes: (1) cet appareil ne doit pas provoquer d'interférences et (2) cet appareil doit accepter toute interférence, y compris celles pouvant causer un mauvais fonctionnement de l'appareil.