

YUASA BATTERY

NP Series



Valve Regulated Lead-Acid Rechargeable Batteries

RELIABILITY IS YOUR SECURITY.



Yuasa NP batteries are the trusted choice around the world for standby power in applications where system integrity is paramount. Incorporating high energy density, advanced plate technology and a sealed construction to provide complete peace of mind.

TECHNICAL FEATURES

Sealed Construction

Yuasa's unique construction and sealing technique ensures no electrolyte leakage from case or terminals.

Electrolyte Suspension System

All NP batteries utilise Yuasa's unique electrolyte suspension system incorporating a microfine glass mat to retain the maximum amount of electrolyte in the cells.

The electrolyte is retained in the separator material and there is no free electrolyte to escape from the cells. No gels or other contaminants are added.

Recombination Technology

The design of Yuasa's NP batteries incorporates the very latest oxygen recombination technology to effectively eliminate the need for watering during normal use.

FEATURES

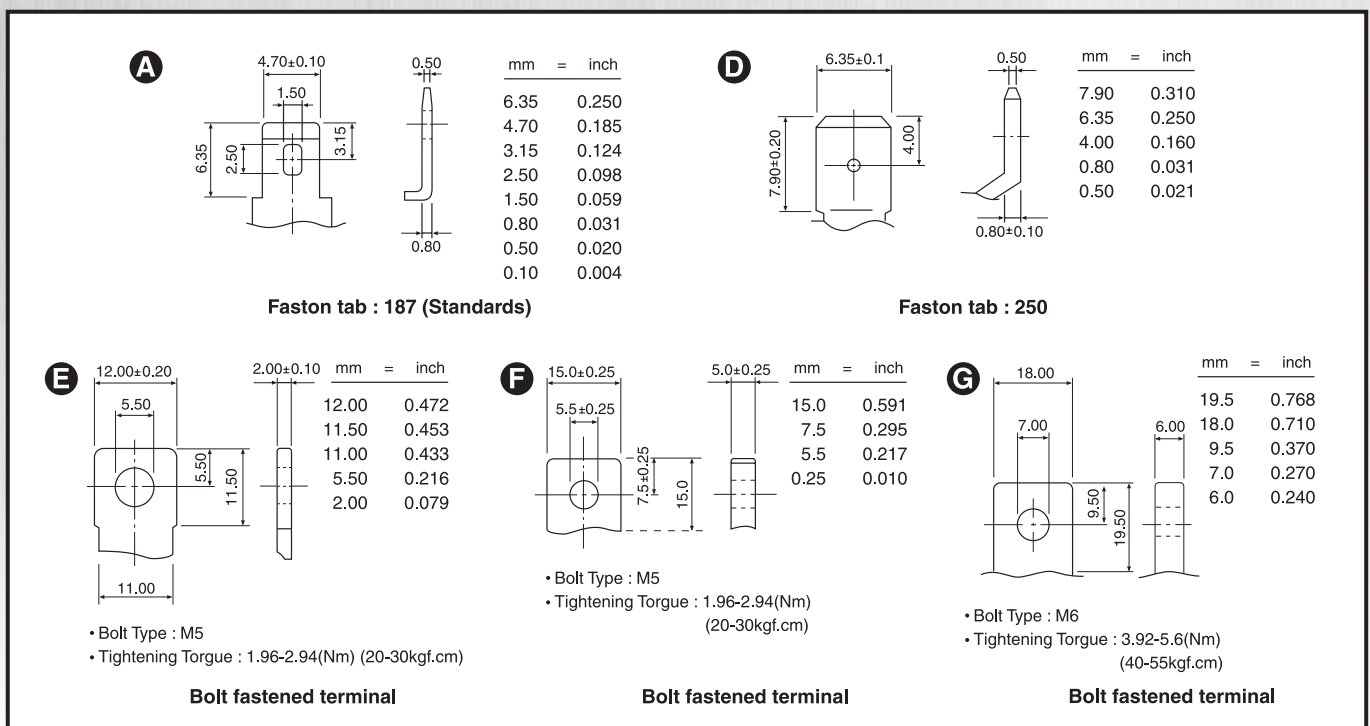
- Superb recovery from deep discharge
- Electrolyte suspension system.
- No watering due to gas recombination
- Multipurpose: float or cyclic use
- Usable in any orientation but not inverted
- Superior energy density
- Thick lead calcium grids for extended life
- Manufactured under stringent Yuasa quality assurance systems
- Application specific designs

Maintenance Free Operation

Due to the perfectly sealed construction and the recombination of gasses within the cell, NP batteries are maintenance free.

Terminals

NP batteries are available with a range of terminals which vary in size and type. Please refer to details as shown below:





For more information contact a Yuasa battery specialist:

Australia:

**49-65 Cobalt Street
Carole Park, QLD 4300**

T: 1300 362 287

yuasabatteries.com.au

New Zealand:

**259 Church Street
Onehunga, Auckland 1601**

T: 0800 93 93 93

yuasabatteries.co.nz

Operation in any Orientation

The combination of sealed construction and Yuasa's unique electrolyte suspension system allows operation in any orientation, with no loss of performance or fear of electrolyte leakage. (Excluding inverted use)

Valve Regulated Design

The batteries are equipped with a simple, safe low pressure venting system which releases excess gas and automatically reseals should there be a build up of gas within the battery due to severe overcharge. (Note: On no account should the battery be charged in a sealed container)

Thick Lead Calcium Grids

The heavy duty lead calcium alloy grids provide an extra margin of performance and life in both cyclic and float applications and give unparalleled recovery from deep discharge.

Long Cycle Service Life

Depending upon the average depth of discharge, over 1000 discharge/charge cycles can be expected.

Float Service Life


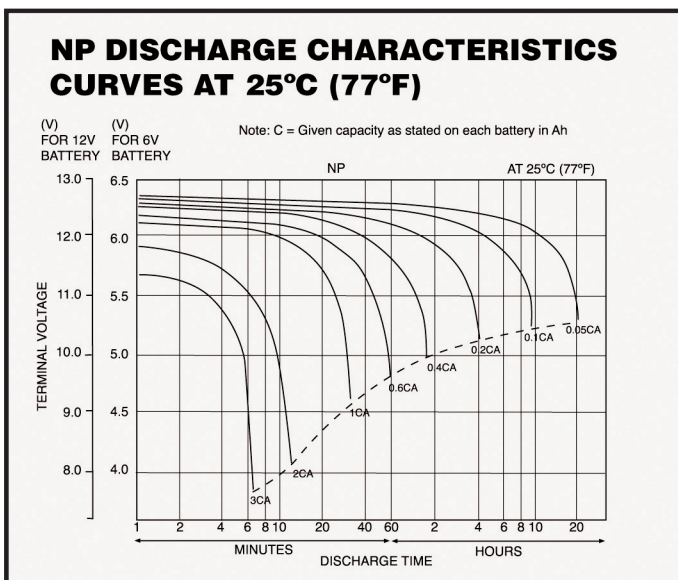
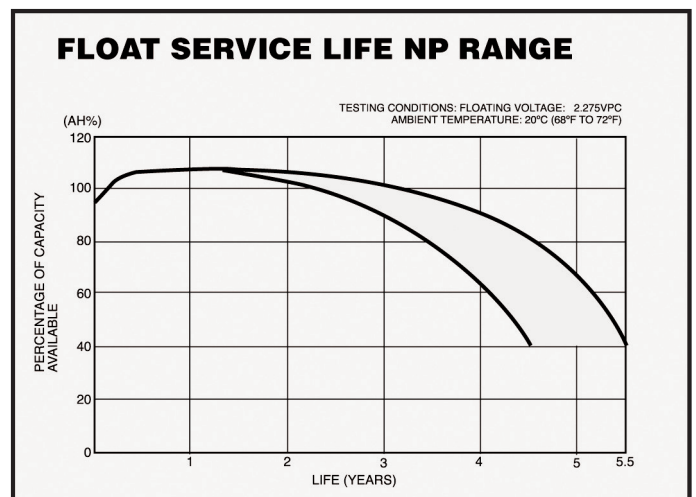
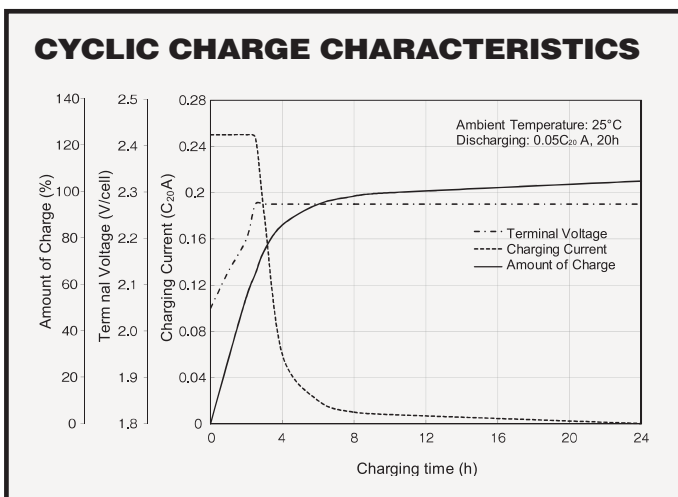
The expected service life is five years in float standby applications.

Separators

The use of specialist glass mat separator material provides efficient insulation between plates preventing inter-plate short circuits and prohibiting the shedding of active materials.

Long shelf Life

The extremely low self discharge rate allows the battery to be stored for extended periods up to one year at normal ambient temperatures with no permanent loss of capacity.

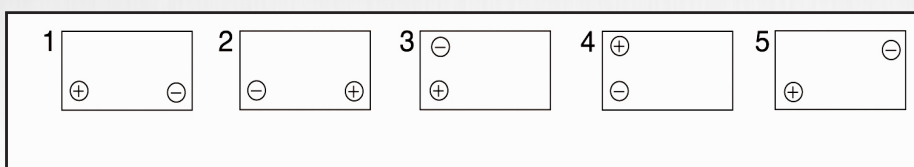


General Specifications

Product Type	Volts	Rated AH Capacity (20 hr rate) [^]	Nominal Dimensions (mm)				Weight (kg)	Layout	Terminal Size	Terminal Type (See Left)
			L	W	H	TH				
6V										
NP1.2-6FR	6	1.2	97	25	51	54.5	0.3	1	4.75mm	A
NP3-6FR	6	3	134	34	60	64	0.66	1	4.75mm	A
NP4-6FR	6	4	70	47	102	105	0.8	5	4.75mm	A
NP7-6FR	6	7	151	34	94	97.5	1.3	1	4.75mm	A
NP10-6FR	6	10	151	50	94	97.5	1.75	1	4.75mm	A
12V										
NP1.2-12FR	12	1.2	97	47.5	51	54.5	0.59	3	4.75mm	A
NP2.3-12FR	12	2.3	178	34	60	64	0.9	1	4.75mm	A
NP4-12FR	12	4	90	70	102	105.5	1.6	1	4.75mm	A
NPH5-12FR	12	5*	90	70	102	105.5	1.85	1	6.35mm	D
NP7.2-12LFR	12	7.2	151	65	94	97.5	2.3	4	6.35mm	D
NP7.2-12FR	12	7.2	151	65	94	97.5	2.3	4	4.75mm	A
NP12-12FR	12	12	151	98	94	97.5	4.1	4	6.35mm	D
NP18-12BFR	12	17.2	181	76	167	167	6	2	M5 BOLT	E
NP24-12BFR	12	24	175	166	125	125	8.3	2	M5 BOLT	E
NP38-12FR	12	38	197	165	170	170	13.2	2	M5 BOLT	F
NP65-12BFR	12	65	349.8	166	174	174	21.5	2	M6 BOLT	G


[^]Final Voltage: 1.75V/cell, Temperature: 25°C. * Rated AH capacity at 10 hour rate. FR = flame retardant case.

Battery Layouts



YUASA BATTERY

OPERATING TEMPERATURE RANGE.



Yuasa NP batteries can be used over a broad temperature range enabling considerable flexibility in system design and location.

Charge	-15°C to 50°C
Discharge	-20°C to 60°C
Storage	-20°C to 50°C (fully charged battery)

Applications

Yuasa NP batteries have excellent deep discharge recovery characteristics coupled with long life on float standby making them ideal for a diverse range of applications in both cyclic or standby modes.

Charging For Float Standby Applications

Charged at 2.275 volts per cell continuous. The battery will seek its own current level and float fully charged. However, users should be aware that when charging from fully discharged, the battery can draw an initial charge current of approximately twice of its normal capacity.

Care should be taken to ensure this initial charge current (if uncontrolled) is within the output capability of the equipment. Float charge current at 2.275 volts per cell is typically 0.001C(Amperes).

